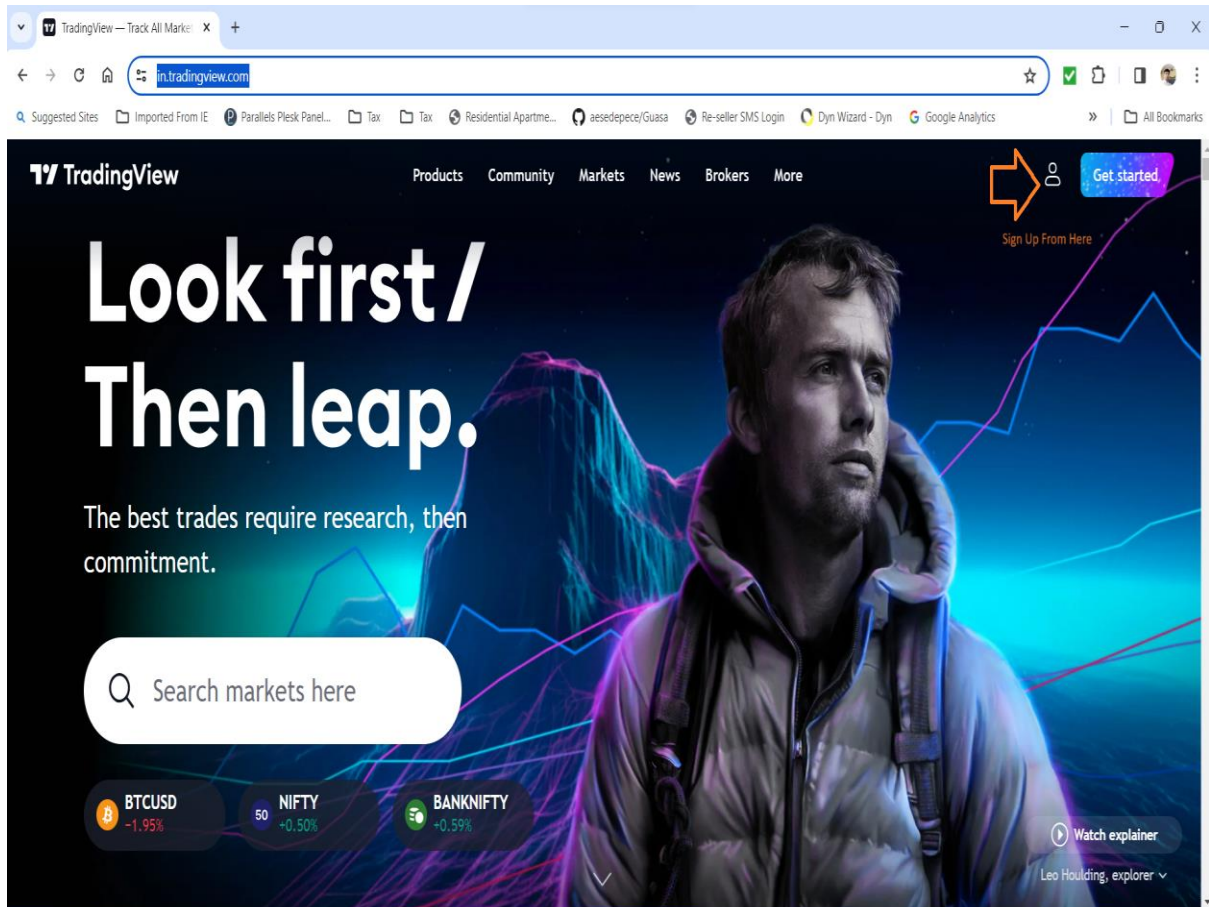


Optioncalls Session Indicator

This Bot Is Useful For Those Who Is Prefer To Trade As Per Their Convenient Time , Specially Who Is Looking For An Opportunity In Option Trading At Their Free Time

How To Install Indicator On Trading View Chart After Payment

Stage 1. Open Account With Trading View <https://in.tradingview.com> or Download App From Play Store



Go To Chart Click On Indicators

Go To Invite – only – scripts

Select Your Activated Indicators

The screenshot displays a trading platform interface for NIFTY BANK. The main chart is a candlestick chart with a volume indicator at the bottom. The price is currently at 47758.50, with a change of +9.55 (+0.02%). The volume is 821.016K. The chart shows a recent price increase from approximately 47500 to 47758.50. The volume indicator shows a significant spike in volume around 10:30.

The 'Indicators, Metrics & Strategies' panel is open, showing a list of scripts. The panel includes a search bar and a list of scripts with columns for Script Name, Author, and Likes. The 'Invite-only scripts' category is selected.

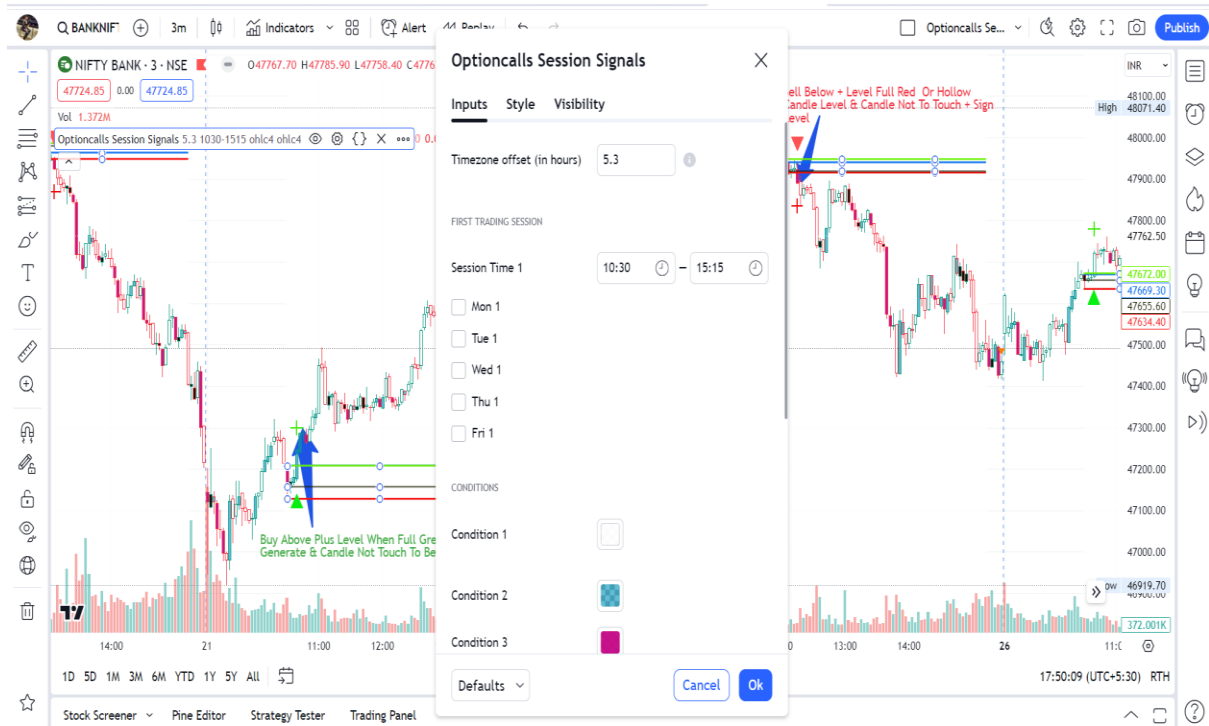
SCRIPT NAME	AUTHOR	LIKES
Optioncalls HTF High/Low	Optioncalls	0
Optioncalls HTF OHLC Intraday Candle Pattern	Optioncalls	0
Optioncalls HTF OHLC Intraday Traper	Optioncalls	0
Optioncalls Intraday Buy Sell Scalper	Optioncalls	0
Optioncalls Session Signals	Optioncalls	0
optioncalls VWMA Advance Direction	Optioncalls	0
optioncalls VWMA Index Direction	Optioncalls	0
optioncalls VWMA Index Direction Ltd Label	Optioncalls	0

The interface also shows a 'Publish' button in the top right corner and a 'Stock Screener' dropdown menu in the bottom left corner. The time is 13:44:35 (UTC+5:30) RTH.

Chart :-



Settings :-



Timing :-

Method 1 :- When You Want to Start Trading Then Select From To Time Suppose You start to look chart from 10.00 am then you need to select 10:00 To 15:15 Or As Per Your Choice.

Method 2 :- When You Want to Start Trading Then Select From To Time Suppose You start to look chart from 10.00 am then you need to select 09:15 To 10:00 .

Weekdays :- If You Want to View Only Monday - Monday Then Just Tick Monday With Your Desire Time , Either Do Not Check any day to view Daily Result With your selected Time Frame.

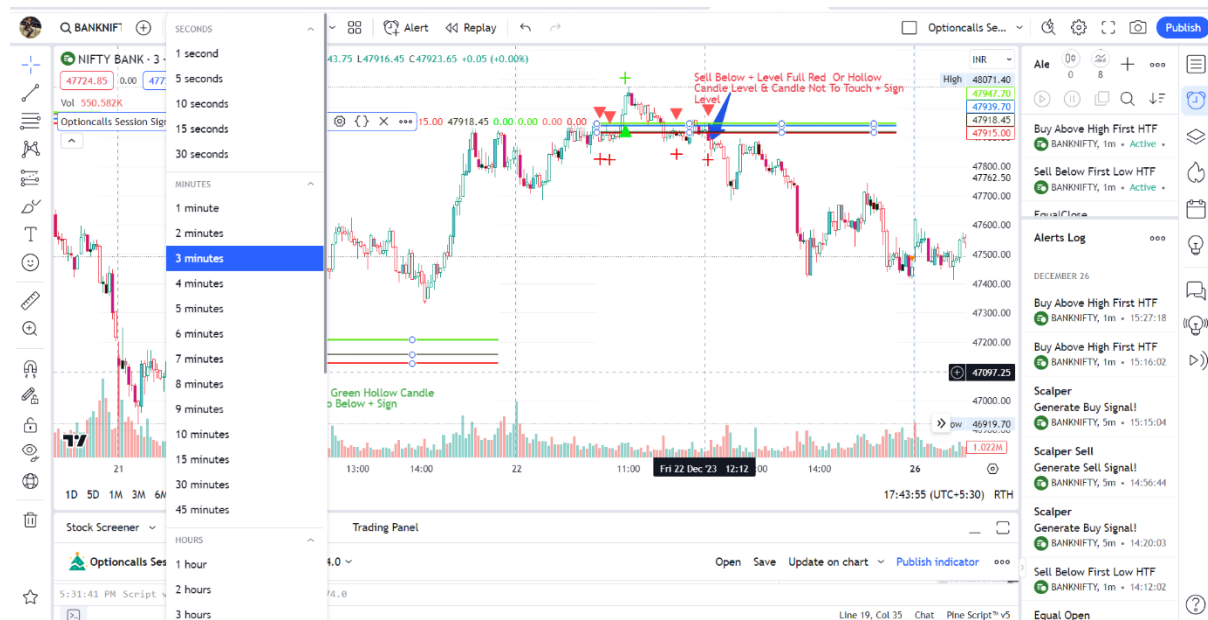
And Save Indicator This Is your strategy to look market trends and always follow only one Method .

Buying Rule :- When Generate **B** Signal With Index Level Means Above Index Level When Generate Complete **Green** Hollow Candle and Candle Not Touch To Trend Line then Enter In Trade

Selling Rule :- When Generate **S** Signal With Index Level Means Below Index Level When Generate Complete **Red** Hollow Candle and Candle Not Touch To Trend Line then Enter In Trade

In Fact When You Familiar with chart you can just take Trades On Trend Lines Created But With Above Mention Criteria need to Follow For Buy And Sell

Select You Prefer Time Frame :-



Prefer Time Frame 1 Minute Or 3 Minute Or 5 Minute As Per Your Required Time

Alerts & Webhooks For Auto Buy Or Sell Only

Create Alert on BANKNIFTY

Settings Notifications

Condition: Optioncalls Session Signals (5.3, 1030-1515...)

Buy Signal Alert

Trigger: **Once Per Bar**

Only Once | Once Per Bar | Once Per Minute

The alert will trigger every time the condition is met, but not more than 1 time per bar

Expiration: Open-ended alert

Alert name: Buy Signal

Message: Buy Signal on {{ticker}}

You can use special placeholders such as {{close}}, {{time}}, {{plot_0}}, etc.

Cancel Create

Alert Setting :- Once Per Bar Only

Create Alert on BANKNIFTY

Settings Notifications

Notify in app
Provides a push notification in the mobile app.

Show pop-up
Displays an onsite pop-up notification.

Send email
Provides an email notification to the address specified in your profile settings.

Webhook URL
Sends a POST request to your specified URL when your alert triggers.

https://api.keev.tech/api/broker/v2/user_common_order_placem

Play sound
Plays an audio cue when your alert triggers.

Hand Bell | 5 seconds

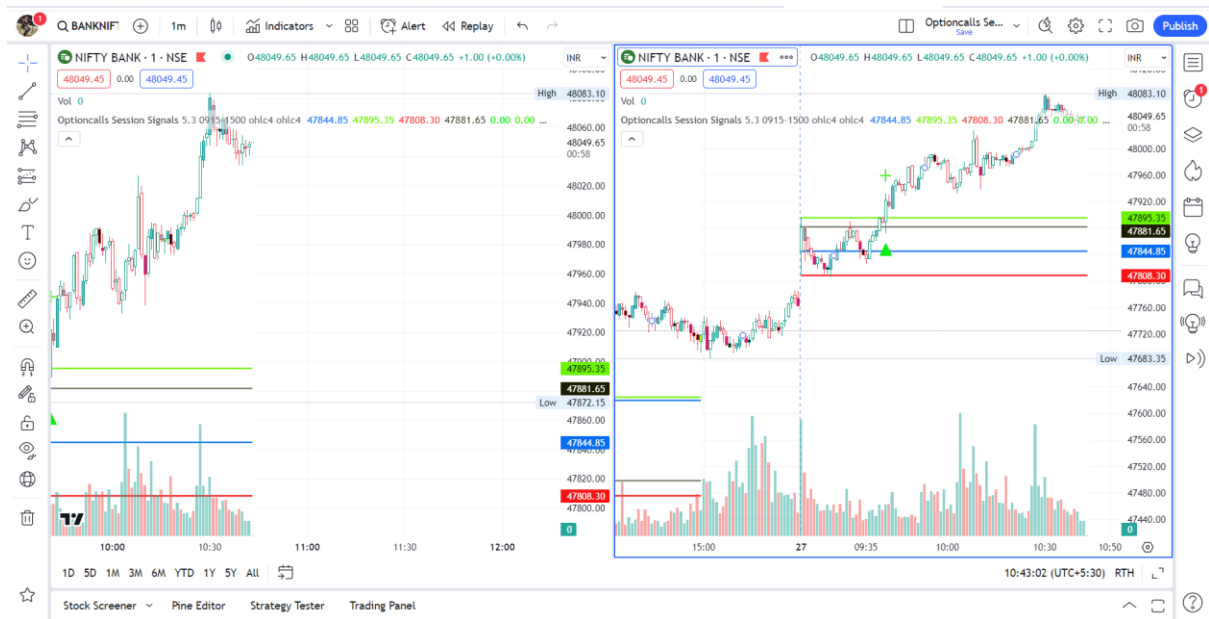
Send email-to-SMS
Sends plain text for SMS to an alternative email.

Cancel Create

NB :- Alerts & Webhook Functions Will Be Accessible As Per Your Trading View Account Plan.

Alerts are used for manual trading as well as algo trading with webhook

For Better Accuracy Set Twin Window Chart Like This With Two Different Time Frame



Disclaimer :-

No Any Indicator Or Bot is 100 % Correct Please Test Indicator Before You Take Trade , Indicator Test Done On Historical Calculation. This Indicator Doesn't Guarantee Profitable Trades ,Trading Is An Technique And Indicator Provide Visual Technical Analysis Help ,Profit & Loss Responsibilities 100 % Depends on Users