

Optioncalls - Intraday Buy Sell Scalper

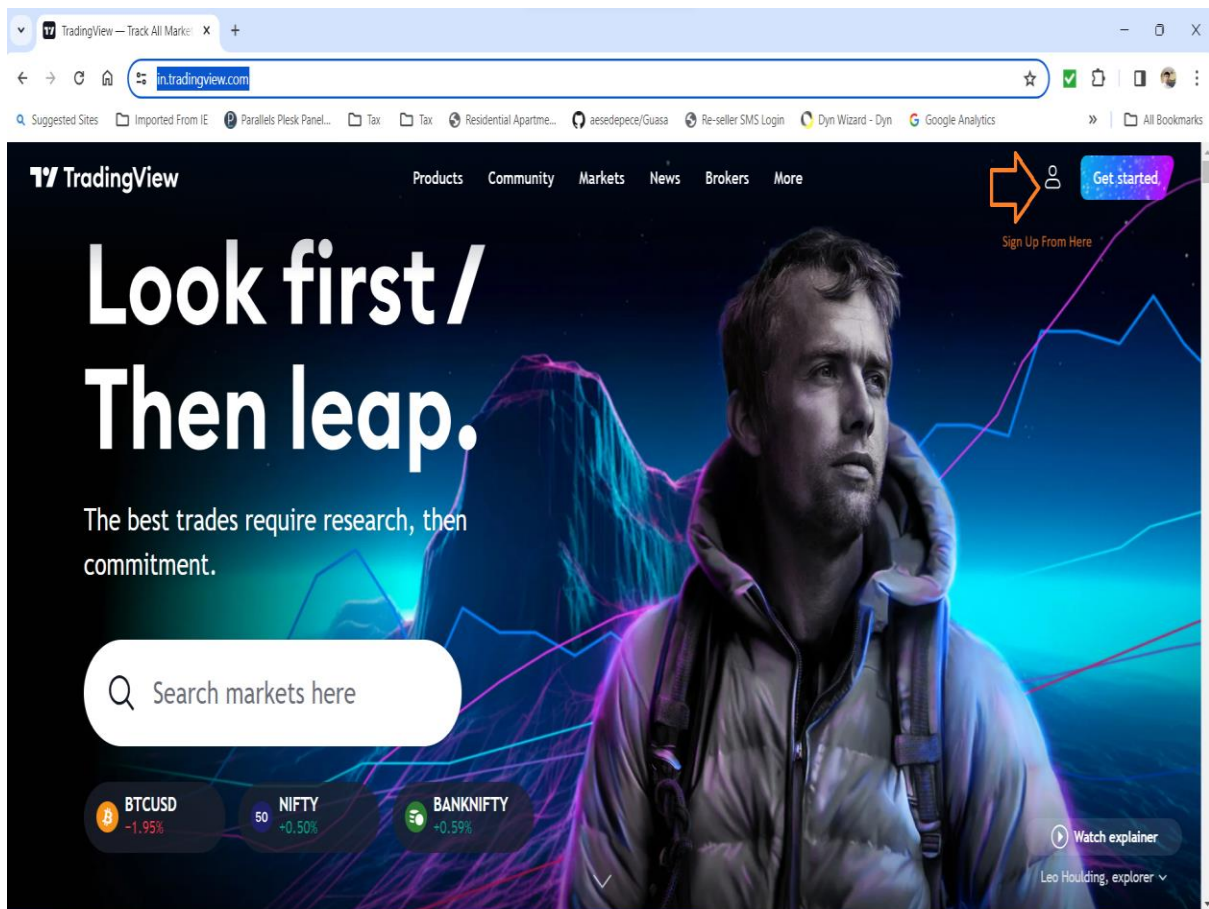
This Bot Is Designed For Those Traders Who Want To Capture Every Movement Of Index But In Safer Way and More Experienced than Advance Beginner Traders

The Main Great Thing Is About This Bolt There Is No Any Settings Requirement It Can Work As Per Your Time Chart Time Frame

Scalping Specially Done On Single Candle Only Means Who Wants To Do Fast Trades

How To Install Indicator On Trading View Chart After Payment

Stage 1. Open Account With Trading View <https://in.tradingview.com> or Download App From Play Store



Go To Chart Click On Indicators

Go To Invite – only – scripts

Select Your Activated Indicators

The screenshot displays a trading platform interface. At the top, the chart title is "NIFTY BANK - 5 - NSE" with a price of 47758.50 and a change of +9.55 (+0.02%). The chart shows a candlestick pattern with a volume indicator at the bottom. A vertical dashed line is positioned at 10:30. The "Indicators, Metrics & Strategies" panel is open, showing a search bar and a list of scripts. The list includes:

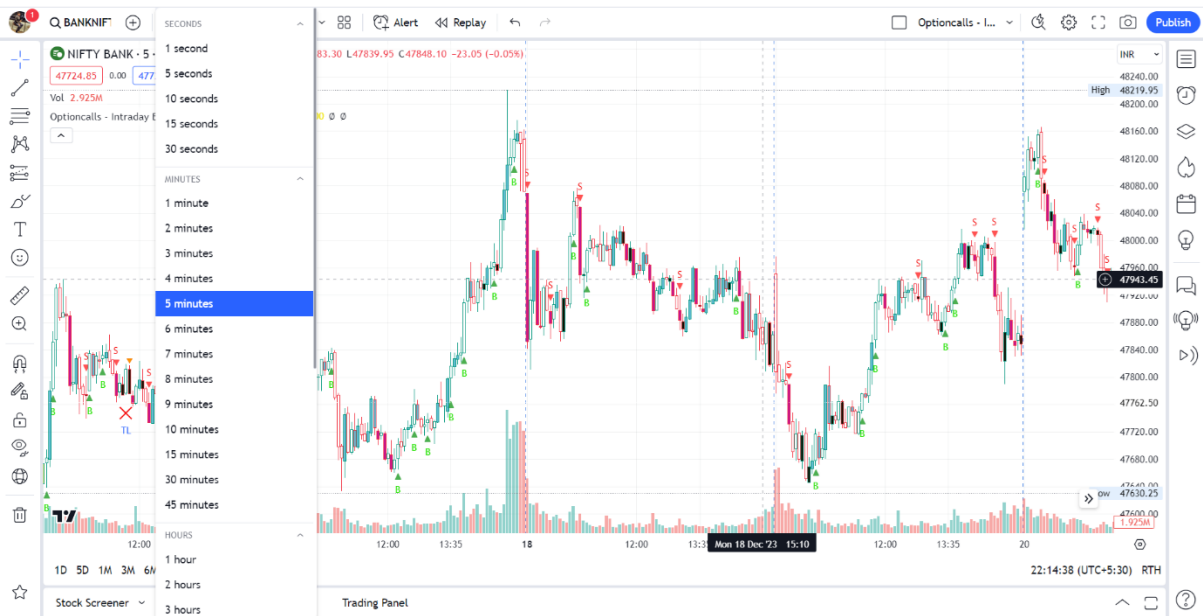
SCRIPT NAME	AUTHOR	LIKES
Optioncalls HTF High/Low	Optioncalls	0
Optioncalls HTF OHLC Intraday Candle Pattern	Optioncalls	0
Optioncalls HTF OHLC Intraday Traper	Optioncalls	0
Optioncalls Intraday Buy Sell Scalper	Optioncalls	0
Optioncalls Session Signals	Optioncalls	0
optioncalls VWMA Advance Direction	Optioncalls	0
optioncalls VWMA Index Direction	Optioncalls	0
optioncalls VWMA Index Direction Ltd Label	Optioncalls	0

The right side of the interface shows a secondary chart with a price range from 46919.70 to 48100.00. The time is 13:44:35 (UTC+5:30) RTH. The bottom navigation bar includes "Stock Screener", "Pine Editor", "Strategy Tester", and "Trading Panel".

Chart :-



Select You Prefer Time Frame :-



Prefer Time Frame 1-3-5-10-15-30 Minute

Alerts & Webhooks For Auto Buy Or Sell Only

Create Alert on BANKNIFTY

Settings Notifications

Condition: Optioncalls - Intraday Buy Sell Scalper

Buy Signal

Trigger: **Once Per Bar**

The alert will trigger every time the condition is met, but not more than 1 time per bar

Expiration: Open-ended alert

Alert name: [Empty field]

Message: Generate Buy Signal!

You can use special placeholders such as `{{close}}`, `{{time}}`, `{{plot_0}}`, etc.

Cancel Create

Alert Setting :- Once Per Bar Only

Create Alert on BANKNIFTY

Settings Notifications

Notify in app
Provides a push notification in the mobile app.

Show pop-up
Displays an onsite pop-up notification.

Send email
Provides an email notification to the address specified in your profile settings.

Webhook URL
Sends a POST request to your specified URL when your alert triggers.
`https://api.keev.tech/api/broker/v2/user_common_order_placem`

Play sound
Plays an audio cue when your alert triggers.
Hand Bell 5 seconds

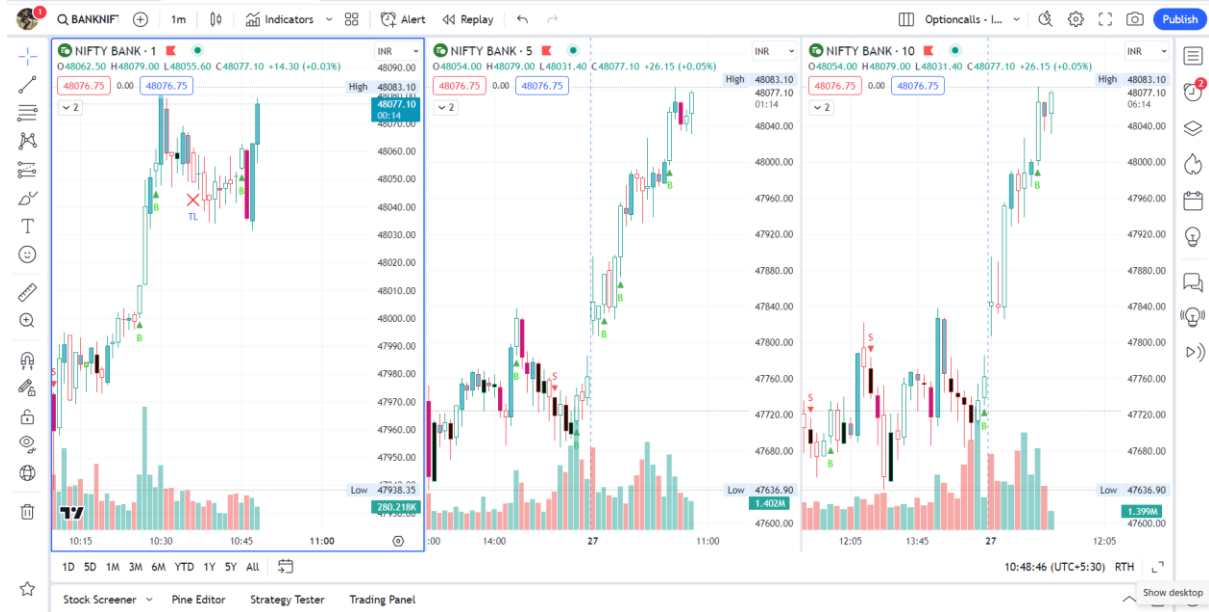
Send email-to-SMS
Sends plain text for SMS to an alternative email.

Cancel Create

NB :- Alerts & Webhook Functions Will Be Accessible As Per Your Trading View Account Plan.

Alerts are used for manual trading as well as also trading with webhook

For Better Results Set Multiple Time Frame Window Like This



Disclaimer :-

No Any Indicator Or Bot is 100 % Correct Please Test Indicator Before You Take Trade , Indicator Test Done On Historical Calculation. This Indicator Doesn't Guarantee Profitable Trades ,Trading Is An Technique And Indicator Provide Visual Technical Analysis Help ,Profit & Loss Responsibilities 100 % Depends on Users